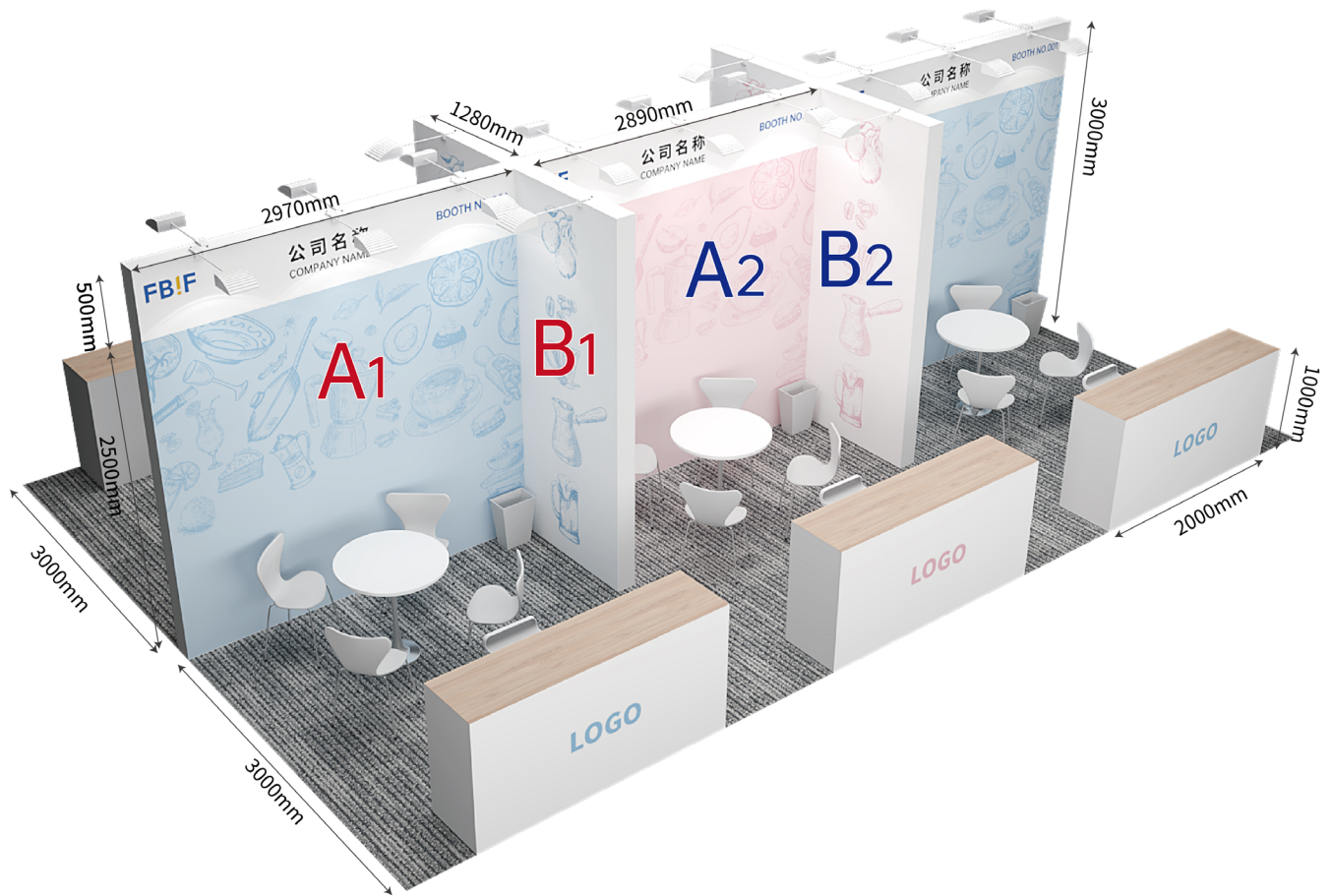


Standard Booth Style Specifications

1. Standard booth parameters

Item	Quantity	Size / Specification
Backdrop (panel)	1	
Side Panels (panel)	Double opening: 1; Single opening: 2 (Click to see the difference between single and double opening)	
Consultation Table and Chair (set)	1	1 consultation table + 1 bar stool
Meeting Table and Chairs (set)	1	1 round table + 4 chairs
Spotlights (unit)	4	150w
Power Supply (unit)	1	5-hole socket (limited to 500W basic electricity, not for lighting)
Trash Bin (unit)	1	

2. Standard booth renderings



3. Standard Booth Dimensions and Design Description

3.1 Booth Display Dimensions

Distinction Between Single-Opening and Double-Opening Booths



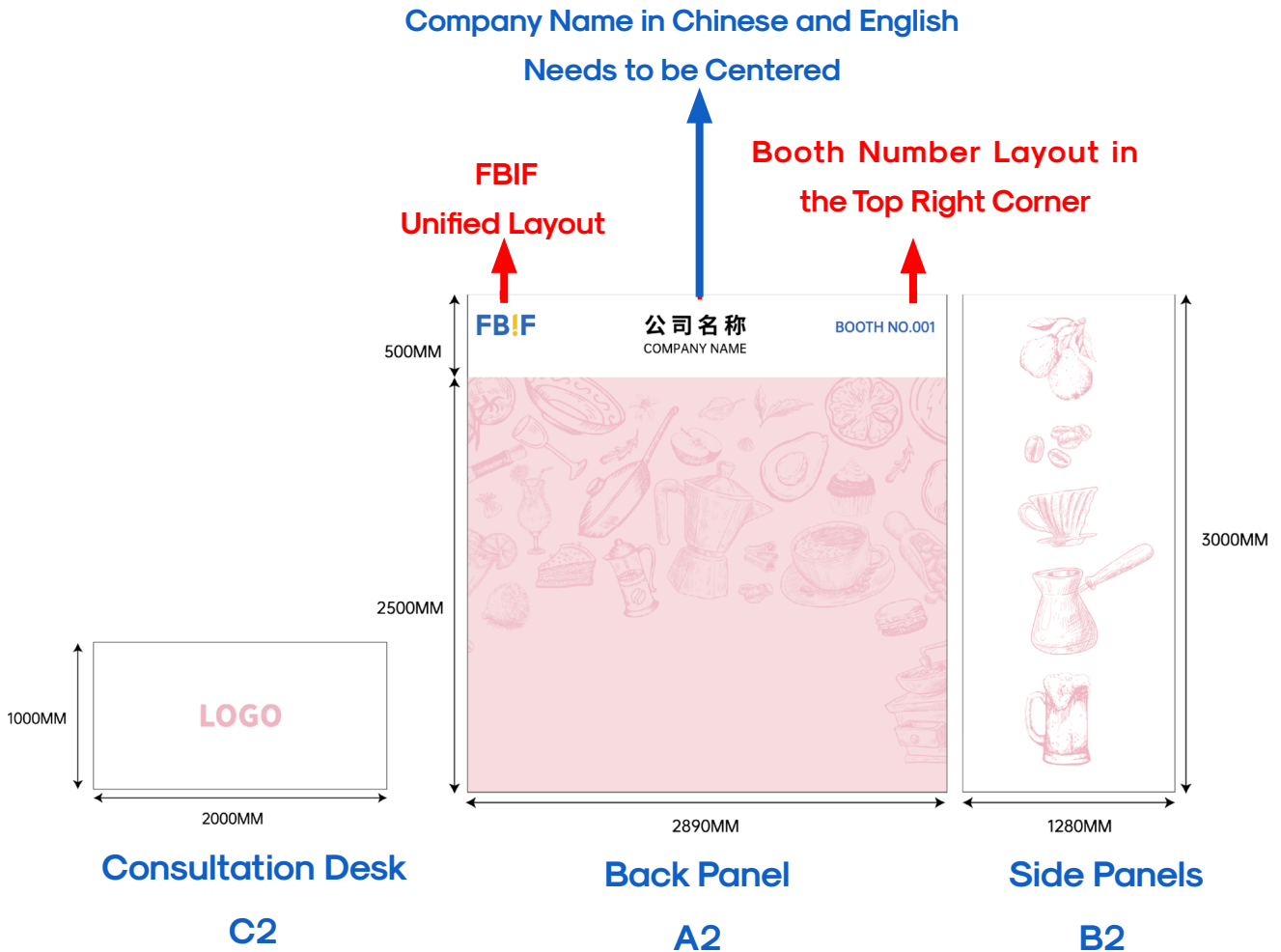
Single-Opening Booth Design Dimensions

For a single-opening booth, **4 design panels need to be submitted:**

Consultation Desk Panel C2: 2000L * 1000H mm

Backdrop Panel A2: 2890L * 3000H mm

Side Panels B2: 2 panels, each 1280L * 3000H mm



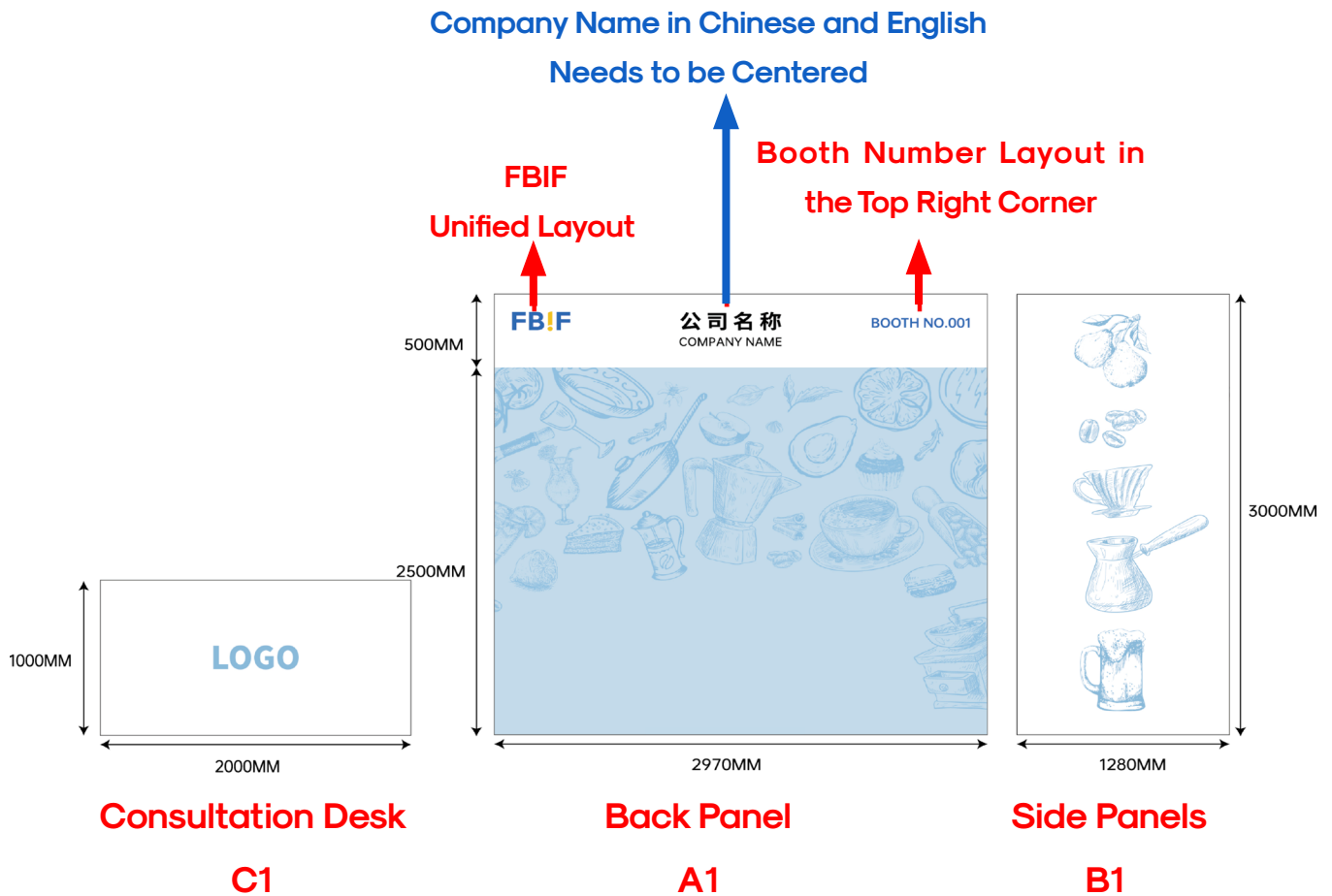
Double-Opening Booth Design Dimensions

For a double-opening booth, **3 design panels need to be submitted:**

Consultation Desk Panel C1: 2000L * 1000H mm

Backdrop Panel A1: 2970L * 3000H mm

Side Panel B1: 1280L * 3000H mm



3.2 Design Panel Considerations:

- Color Mode: CMYK; Single-color CMYK values should not be less than 15.
- Submission Deadline: Before 24:00 on March 21, 2025. Please carefully review all finalized design panels before submission and submit them as early as possible to facilitate production arrangements. Late submissions will not be editable; overdue submissions of finalized designs may result in the use of PVC foam board material due to insufficient time for printing (*Note: PVC foam board material may have seams and relatively poorer color representation compared to the original material).
- Design Dimensions: The provided design dimensions already include bleed areas. Please design according to the specified dimensions, ensuring that important text and images are within the solid black lines.
- File Format: Submit files in PS or AI format with all text converted to outlines, and a resolution of 150dpi or higher. Low-resolution design files may result in blurry prints and could affect your exhibition.
- Submission Emails:
 - For Hall 5.2, send design files to lily.li@best-expo.com.cn.
 - For Hall 6.2, send design files to yanna@best-expo.com.cn.
- Post-Printing Modifications: If modifications or reprints are needed after printing, the main

contractor will provide a new quote, and the costs will be borne by the exhibitor. Reprinting time cannot be fully guaranteed.

- Color Variations: Due to differences in design software and printing machines, there may be slight color variations in bulk printing. Please be aware of this.
- Final Authority: After design files are submitted, the organizer reserves the right to make changes based on actual circumstances. The final interpretation rights belong to the organizer.

4. Overtime Operation

4.1 Overtime Operation Charge

All operation must end by 18:00 each day during the construction and dismantling phases. An overtime operation application must be made to the Service Desk before 15:00 if operation is to continue beyond 18:00 of that day. Overtime operation shall only proceed upon the approval of the organizer. A 50% urgency charge is applicable to overtime operation applications that are made after 15:00 on top of the charge shown below.

Submit an application for "Special Exhibition Services" within the system: [[Online Application System](#)]

Hall	Date	Time	RMB/ hour
Hall 5.2&6.2	6th and 10th May 2025	18:00 - 22:00	RMB 1200
		22:00 - Next Day 08:00	RMB 2600

*** Subject to on-site announcements of time arrangement**